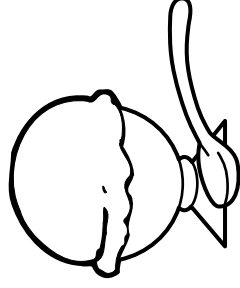
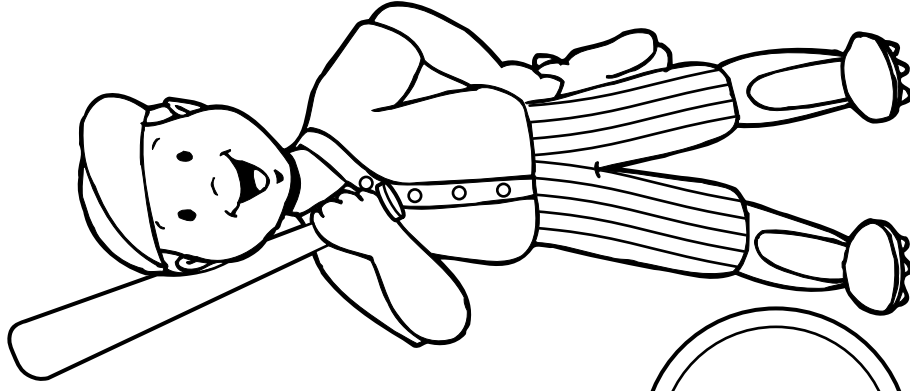
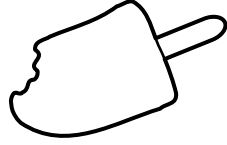

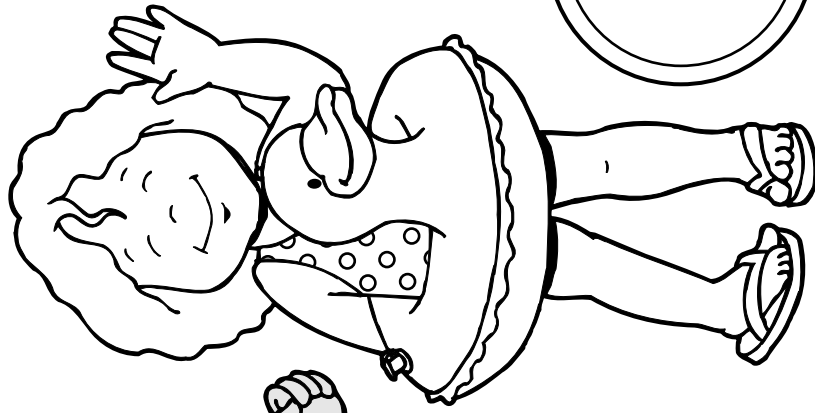




Name _____

Problem Solving

Ice Cream, Please!

Listen and do.



How To Use The Reproducible

Introduce your youngsters to this activity by reading aloud the rhyme below. Ask them to listen carefully to each clue. Then have students draw a line from each pictured child to the correct ice-cream treat.

Rhyme:

Each little friend wants a tasty treat,
Something frozen and really sweet.
Listen carefully to each of their clues;
Then figure out which ice cream is whose.

Clues:

- This friend likes ice cream with a cherry on top. She rides her bike to the ice-cream shop.
- This friend likes ice cream on a stick. He wants to skate before taking a lick.
- This friend thinks a cone with two scoops is cool. She likes to eat it after she gets out of the pool.
- This friend likes ice cream in a cup with a spoon. He likes to play baseball all afternoon.

How To Vary the Activity

For a more challenging activity, add the following set of directions to enhance students' listening skills.

- Find the boy with a helmet and color his shorts blue and his shirt red.
- Find the girl with a helmet and color her outfit using your favorite colors.
- Find the girl with a swimsuit and color it pink. Color her ducky yellow.
- Find the boy with striped pants and color them in a green and yellow pattern. Color his shirt orange.